

Connect & Protect Underground Fiber Optic Network

Model – CYV-1730 Vault Series

CANYON CYV-1730 Series Vault system is SCTE77-Tier22 load capacity, designed for underground network access, especially for fiber optical and electricity industries. Manufactured with innovated composite material, making CYV-1730 Vault Series an ideal solution of strong, light, flexible, time & cost saving comparing to concrete manholes.

CYV-1730 series consist of 3 models, CYV-1730A (base), CYV-1730B (high-rise) and CYV-1730C (ultra high-rise). The innovative “Fast-Clip connecting kit” features no tool required and easy to stack based on CYV-1730A.

Technical Features

1 Knock-down and delivered with flat package

Low transport cost.
Fast set up on site.
70% time saving compared to concrete.
No heavy truck to lift.

2 Duct Entry Provision

Fast knock-out entry.
Duct reducer and sealing.

3 Fast-Clip connecting kit

No bolt or tool required.
50% time saving.

4 Bottom plate (Optional)

Base provide a clean finish.
Anti-slip and prevent vegetation.

5 Cable & Closure bracket

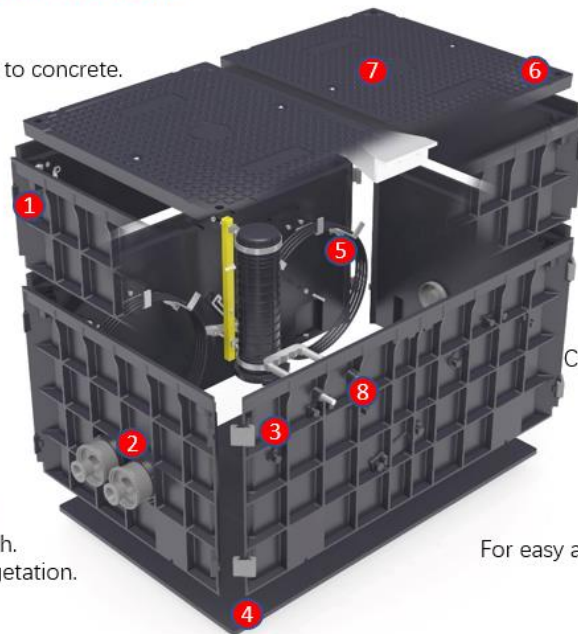
Provide slack cable storage.
Hold closure.

6 Optional locking system


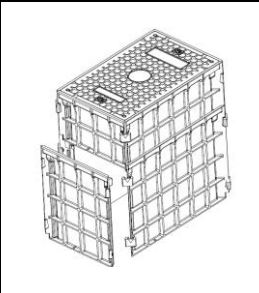
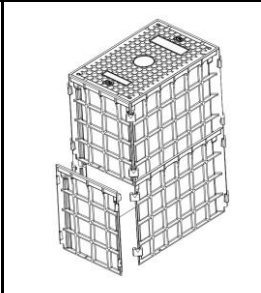
7 Customer logo
Customized on cover available

8 Ladder (Optional)





For easy and safe access into manhole

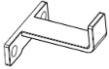
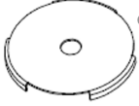





Order & Specification Information:

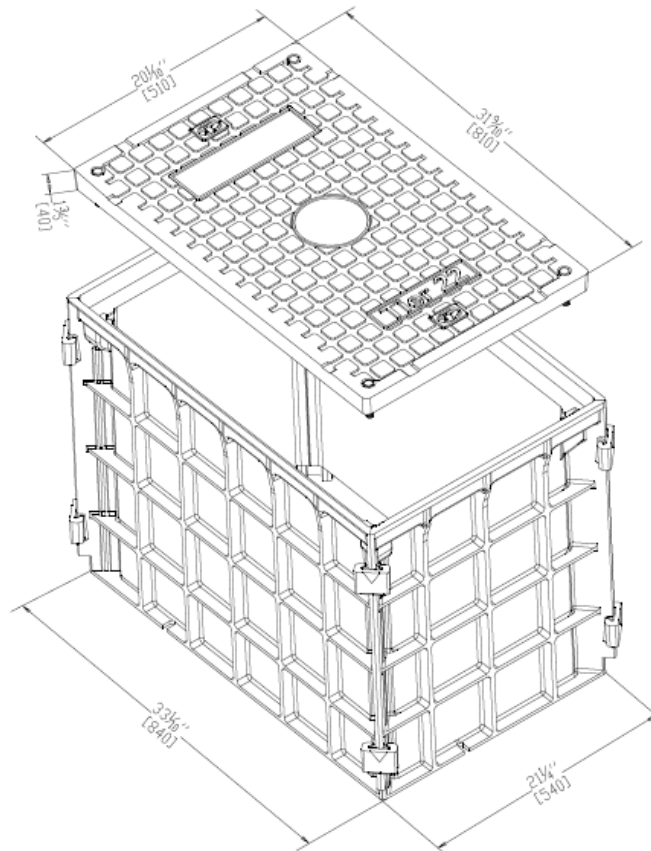
Vault Model#	CYV-1730A	CYV-1730B	CYV-1730C
Outlook			
Internal Size (inch) WxLxH	17x30x24	17x30x36	17x30x48
External Size (inch) WxLxH	21x33x24	21x33x36	21x33x48
Weight (lbs)	109.25	147.17	170.53
Side Wall parts included			
CYVP-1730S	2	2	4
CYVP-1730L	2	2	4
CYVP-1730C	1	1	1
CYVP-1730RS	0	2	0
CYVP-1730RL	0	2	0

Side Wall Parts	Description	Size (inch)	Weight (lbs)
CYVP-1730S	Short Side Wall for CYV-1730A/B/C	22x24	13.36
CYVP-1730L	Long Side Wall for CYV-1730A/B/C	34x24	17.28
CYVP-1730C	Cover for CYV-1730A/B/C	21x32	47.97
CYVP-1730RS	Riser-Short Side Wall for CYV-1730B	22x12	8.16
CYVP-1730RL	Riser-Long Side Wall for CYV-1730B	34x12	10.8

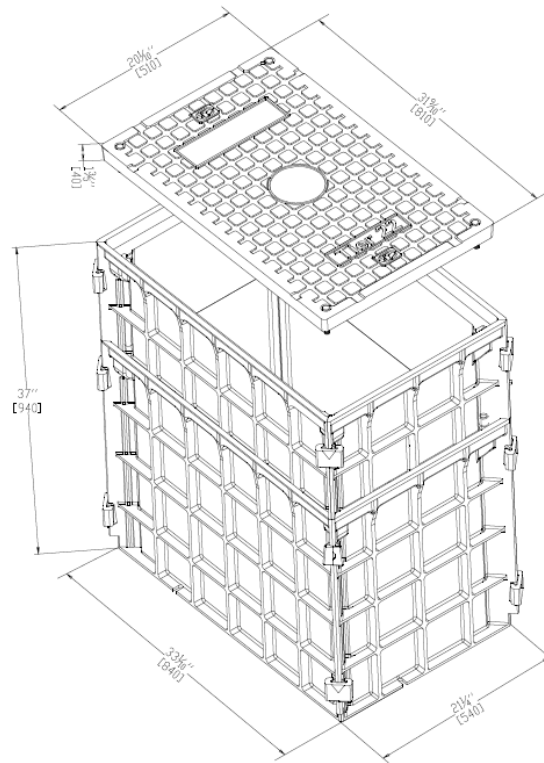
Assemble P/N	Specifications	QTY	Description	Reference Picture
CYV-ACC-CL652	Clip, Dimension 63x50x22 mm	8	Connect Side walls	
CYV-ACC-SHSM1270	Socket Head Screw, M12X70 mm	4	Fasten lid onto walls	
CYV-ACC-NUTM12	Nut, M12	4	Buried into Side wall, work with screw	
CYV-ACC-SDM12	Screw Driver for Socket Head M12	1	Fasten and unfasten the screw	

CYV-ACC-BKT822	J-Bracket, Dimension 80x25x25 mm	4	Holding FOSC or loop cable	
CYV-ACC-STSM419	Self-tapping Screw , M4X19 mm	8	Fasten J-Bracket onto walls	
CYV-ACC-MC75	Marker Case, Diameter 75 mm	1	Holding marker in, at lid back	
CYV-ACC-SHSM1016	Socket Head Screw, M10X16	1	Screw Marker Case at lid back	
CYV-ACC-WasherM10	Washer, 11X20mm (inner and outer diameter)	1	Fasten on Marker Case	
CYV-ACC-HK30	Hook, S.S 30mm Long	2	Per 2 vault equip 1 pair of hook	

CYV-1730A External Dimension



CYV-1730B External Dimension



CYV-1730C External Dimension

