



MX-RFOL-XGSPON

Mini Optical Receiver with PON pass through port

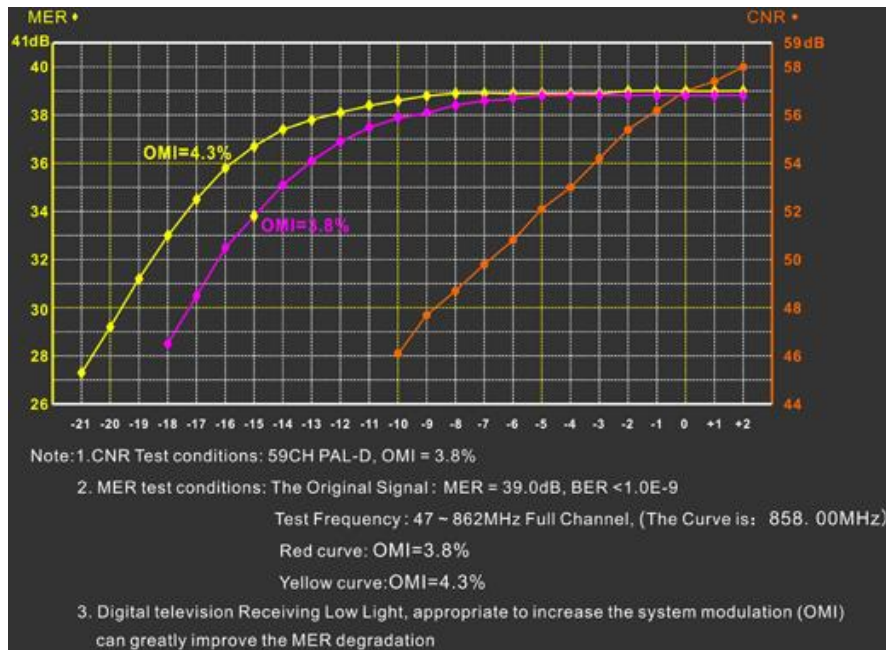
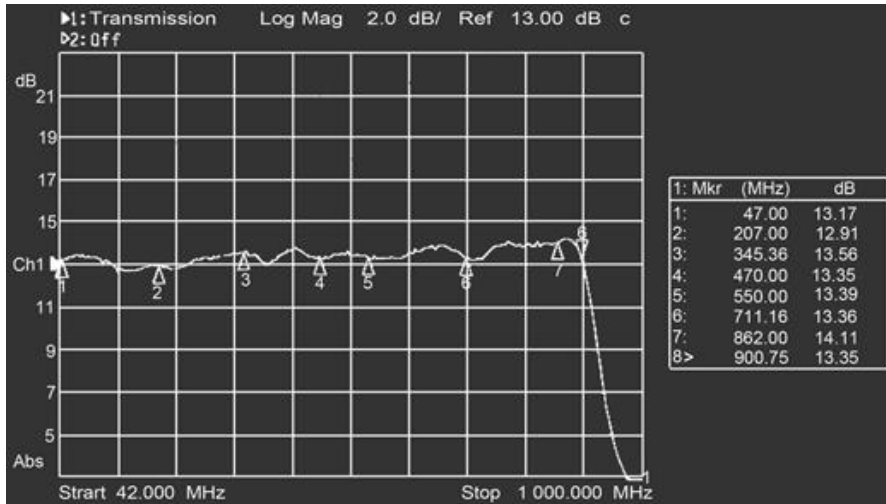


The Maxcom MX-RFOL-XGSPON series CATV optical receiver supports a bandwidth of 47~1002MHz (optional 1.2 GHz). Works well for Residential, Business, Hospitality and Government applications. As an RF/ Cable TV optical receiver unit, it provides a high index, and low power consumption with great performance at an exceptionally low cost.

The Maxcom MX-RFOL-XGSPON series adopts high sensitivity receiving tube and special low noise matching circuit. With a 3.8% OMI, full channel bandwidth, -8dBm optical power receiving, the CNR will continue to reach a high index 45dB. The MX-RFOL-XGSPON is equipped with a convenient LED display light that will indicate the optical input power between -10 and +2 dBm.

The PON Pass through port supports both GPON and XG(S)PON RF Overlays. PON ports pass GPON wavelengths of 1310 and 1490nm, as well as XG(S)PON wavelengths of 1270 and 1577nm.

The Maxcom MX-RFOL-XGSPON series provides very flexible powering options by offering standard power adapters and remote powering options for instances where power may not be available at the receiver location.



DIGITAL TV TEST DATA (Pin=+2.0dBm~-12.0dBm)

Pin (dBm)	Vo (dBmV)	MER (dB)	BER	
			POST	PRE
2	24.2	36.9	<1.0E-9	<1.0E-9
0	22.0	36.9	<1.0E-9	<1.0E-9
-2	17.6	36.6	<1.0E-9	<1.0E-9
-4	14.5	35.1	<1.0E-9	<1.0E-9
-6	10.5	34.4	<1.0E-9	<1.0E-9
-8	5.2	34.5	<1.0E-9	<1.0E-9
-10	1.0	33.9	<1.0E-9	<1.0E-9
-12	-3	32.6	<1.0E-9	<1.0E-9

Note- Test condition: Levels may vary based on source OMI and other TX factors

1. Test Signal: MER:37dB, BER:<1.0E-9, QAM64 62CH

2. TX Input level:18dBmV.

3.The Test Frequency:131~862MHz

TEST DATA

Pin(dBm)	+2	0	-2	-4	-6	-8	-10
Vo(dBmV)	24	22	17	14	10	5	1
CNR(dB)	59	57.7	55.6	53.2	50.8	48.5	45.2
CTB(dB)	68	70	70	70	68	65	64
CSO(dB)	65	65	66	66	65	63	62

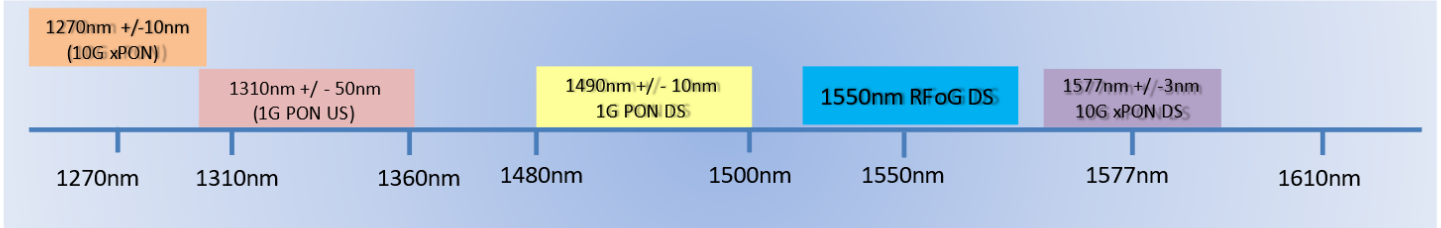

Remarks:1. Test condition: NTSC-D79CH, OMI=3.8%
 2. Built-in PAD is 0dB attenuate.
 3. Test sample: MX-RFOL-XGSPON

TECHNICAL INDEX

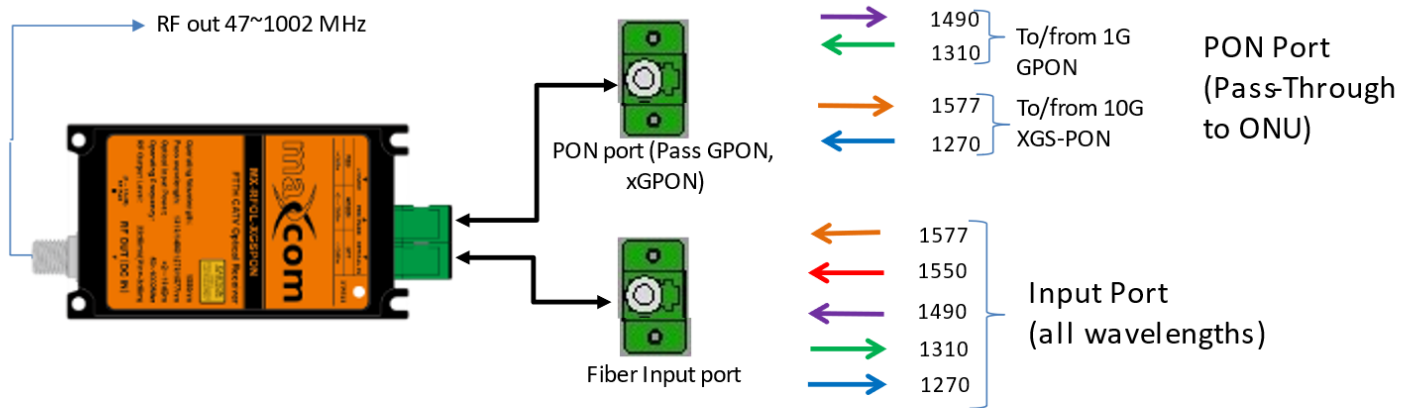
Performance		Index	Supplement	
Optic feature	Input wavelength	(nm)	1550	1540nm ~ 1560nm
	Pass wavelength 1	(nm)	1310 & 1490nm	GPON wavelengths
	Pass wavelength 2	(nm)	1270 & 1577nm	XG(S)PON wavelengths
	Channel Isolation	(dB)	≥40	1550 & 1490nm
	Responsivity	(A/W)	≥0.9	1550nm
	Receiving power	(dBm)	+3 ~ -12 Typical	(+2~-10 Analog) (+2~-20 Digital)
	Optical return loss	(dB)	≥55	
	Optical fiber connector		SC/APC	Optional SC/UPC or LC A or U
RF feature	Work bandwidth	(MHz)	47 ~ 1002	Optional to 1.2 GHz
	Flatness	(dB)	±1.0	
	Output level (Vo1)	(dBmV)	25	Pin: +3dBm
	Output level (Vo2)	(dBmV)	15	Pin: -2dBm
	Output level adjust	(dB)	0 ~ 18	MGC
	Return loss	(dB)	≥12	47 ~ 1002 MHz
	Output impedance	(Ω)	75	
	Output port number		1	
	RF tie-in		F-Female	
Link feature	Test channel	CH	59CH (PAL-D)	NTSC/80CH
	OMI	(%)	3.8	
	CNR1	(dB)	56.6	Pin: -2dBm
	CNR2	(dB)	48.5	Pin: -8dBm
	CTB	(dB)	≤-70	Pin: -2dBm
	CSO	(dB)	≤-66	Pin: -2dBm
	HUM	(dB)	≤-60	
General feature	Power supply	(V)	+12VDC	±1.0V
	Power Consume	(W)	≤2	+12VC, 200mA
	Operating temp	(°C)	-20 ~ +55	
	Storage temp	(°C)	-40 ~ 85	
	Working relative temp	(%)	5 ~ 59	
	Size	(mm)	59×98×23	(W)×(D)×(H)

Levels may vary based on source OMI and other TX factors

WAVELENGTH DETAIL for GPON, xGPON, and RF Overlay:



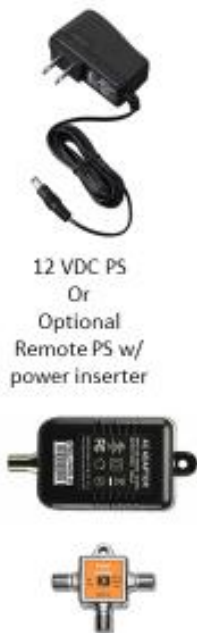
Built-in WDM



Fiber out 1310/1490 (GPON)
Fiber out 1270/1577 XG(S)PON
To customer ONU/ONT terminal

Fiber in (all wavelengths)
1270, 1310, 1490, 1550, 1577nm

Built-in WDM Filter – The 1550 nm signal is routed to the optical/RF receiver. GPON and XGPON Wavelengths are passed through to fiber output connector to the customer ONU



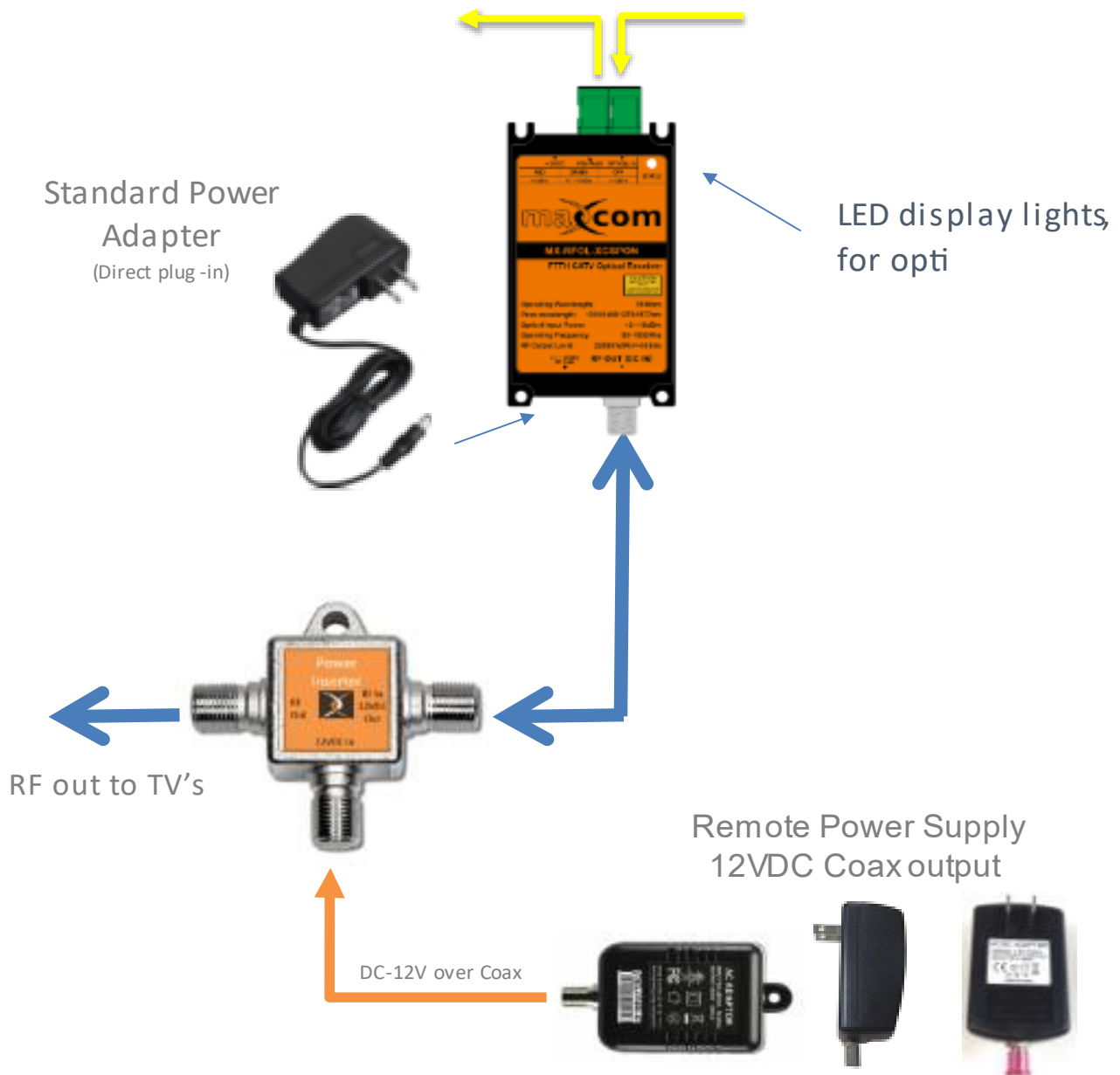
RF signal



Functional Diagram of MX -RFOL-XGSPON Receiver

MX-RFOL -XGSPON

New Flexible RF Overlay Fiber Receiver with GPON and XG(S)PON WDM Port



Provided by: Mega Hertz | 800-883-8839 | info@go2mhz.com | www.go2mhz.com

All product and company names mentioned in this data sheet are the property of Maxcom Corp and their respective companies. *All product, product specifications and data are subject to change without notice to improve reliability, function, design or otherwise.

<https://www.go2mhz.com/product/mini-optical-receiver-with-pon/>

