

FIP-400B Wireless Fiber Inspection Probe

FULLY AUTOMATED WI-FI INSPECTION TOOL WITH EMBEDDED ANALYSIS



Available for
iOS and Android



Turn your smart device into a fully automated fiber inspection solution delivering fast and consistent test results. With no wire in your way or cumbersome battery pack, it provides unmatched user experience combined with bring-it-anywhere portability.

KEY FEATURES

- 100% automated, one-step inspection process
- Completely wireless, self-powered unit
- Screenless operation enabled by pass/fail LED indicator
- On-board connector endface analysis (IEC, IPC or custom standards)
- Feature-rich ConnectorMax2 mobile application compatible with Android™ and iOS devices
- Full reporting capabilities on mobile devices
- All-day battery life that will never let you down

APPLICATIONS

- Fiber-to-the-antenna (FTTA)
- FTTx and hybrid networks
- DAS and fiber-fed small cells
- Data centers
- Campus and private networks
- Central office

RELATED PRODUCTS



FIP-400B
USB Fiber Inspection Probe



FastReporter2
Data Post-Processing Software



Cleaning Kits



FULLY AUTOMATED. WIRELESS. UNRESTRICTED.

By combining unmatched ease of use and Wi-Fi connectivity along with the flexibility and conviviality of Android™ or iOS smart devices, EXFO is removing the last roadblocks in connector certification and making testing simple and headache-free. With the FIP-435B, there is nothing restricting your field crews from following fiber-testing best practices and eradicating faulty connector issues impacting the performance of your network.

ACCESSIBLE TO ANYONE, ANYWHERE.

Everyone working on your network—regardless of background or skill level—can be equipped with the FIP-435B and perform first-level troubleshooting tasks thus address the most common source of problems. Whenever problems arise in whichever type of fiber network deployed—FTTx, central offices, private networks, data centers etc.—fiber connectors are the first critical elements to validate. With the FIP-435B's 100% automated test sequence, validating the health status of connector endfaces is now a fast and easy one-step process. Install the ConnectorMax2 mobile application on an Android™ or iOS device and turn anyone's smartphone or tablet into a fully-fledged fiber inspection solution, without compromising on functionality or accuracy of test results.





FIBER INSPECTION REACHES NEW HEIGHTS

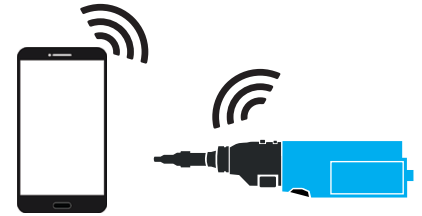
During fiber-to-the-antenna (FTTA) installation, operators and infrastructure owners have to hire climbing specialists to mount towers and install the fibers and connect the remote-radio-heads (RRH). This is a costly endeavour. Crews usually familiar with copper or RF technology don't always have the required fiber-testing background and it is difficult to carry bulky equipment up the towers.

Thanks to a fully automated test process, the FIP-435B helps close the technology gap, reduces the number of climbs required and streamlines the work needed at the top of the tower. The device's automatic focus adjustment feature delivers optimal image capture resolution while its focus protection feature prevents any risk of false positive results, ensuring technicians won't have to climb the same mountain twice.

Moreover, it enables tower climbers to leave their phones in their pockets, relying only on the LED pass/fail indicator to get an immediate analysis result based on industry standards. With no heavy platform or phone to handle, the probe can be operated with just one hand, allowing them to concentrate on the task at hand and reach hard-to-access locations more easily.

INSPECTION—WITHOUT RESTRICTIONS


The FIP-435B is a true wireless solution. The live video feed is streamed via Wi-Fi without any wired connection between the probe and the smart device or any need for a cumbersome external battery pack. This greatly improves functional design and eliminates the risk of damaging your smart device by accidentally pulling a wire while manipulating the inspection tool. With its unmatched automation, simplified test ergonomics and pure freedom of operation, the FIP-435B makes technicians lives much easier and facilitates the adoption of best practices.



Moreover, you can benefit from smart device connectivity in any location allowing you to sync results and reports to cloud servers via e-mail or other communication means available through your smart device.

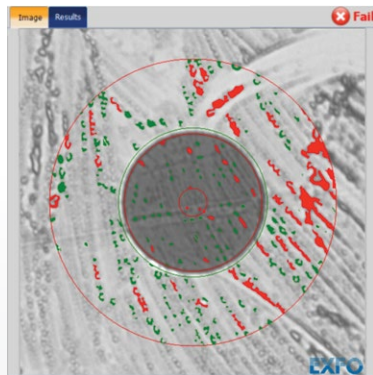
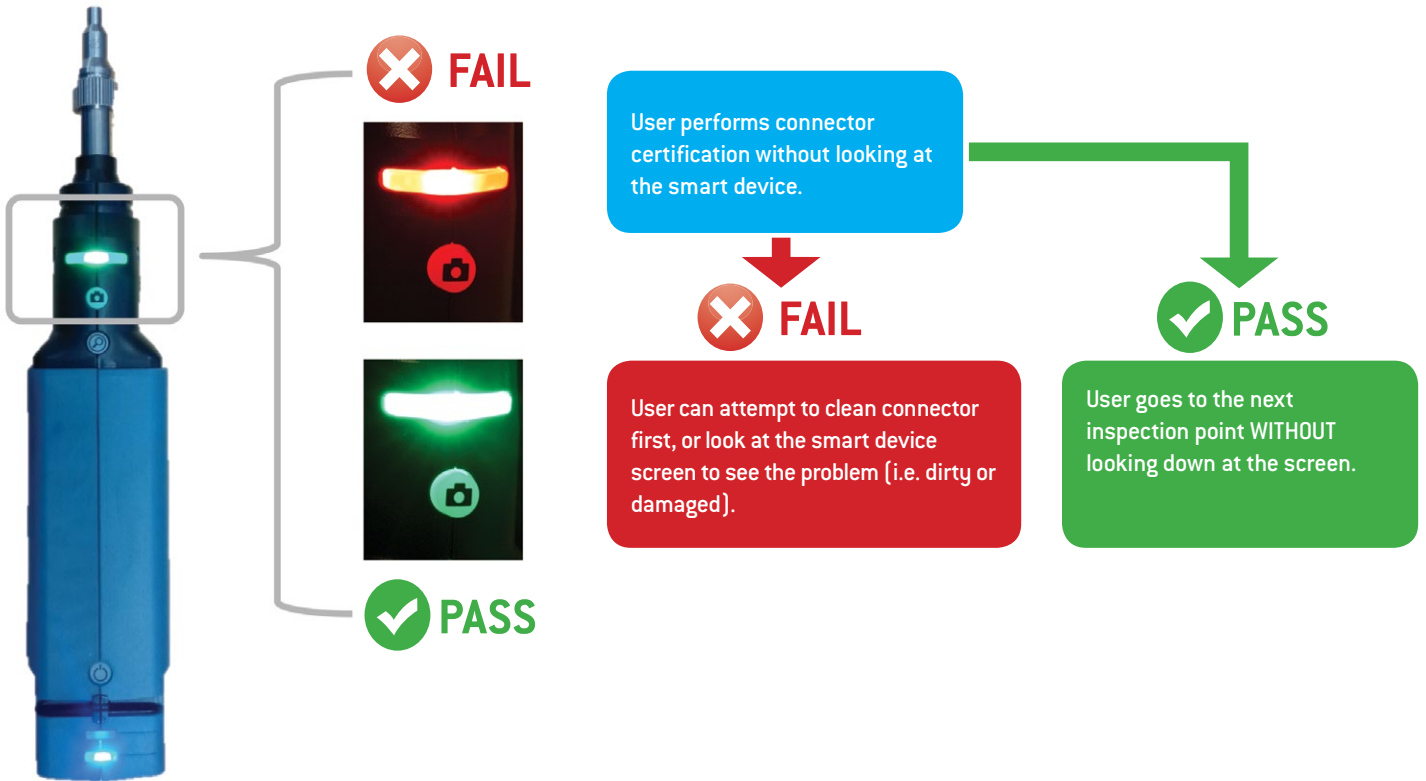
FIP-400B WIRELESS FIBER INSPECTION PROBE

- | | | |
|---|---------------------------|------------------------------------|
| 1 Interchangeable adapter tip (FIPT-400-XX) | 6 Power button | 11 Finger-grip |
| 2 Retaining nut | 7 Battery status LED | 12 Wrist-strap eyelet |
| 3 Activity and pass/fail status LED | 8 Wi-Fi status LED | 13 Micro-USB port (power/recharge) |
| 4 Image capture control | 9 Battery compartment | 14 USB wire holder |
| 5 Magnification control | 10 Focus adjustment wheel | |

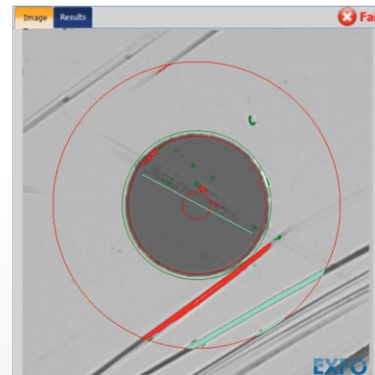


SCREENLESS OPERATION

Thanks to the pass/fail LED, users can perform connector certification without having to look back at the smartphone to view the results. This enables the user to keep their smart device in their pocket, becoming free to use two hands in the inspection process.



Dirty=must clean the connector



Damaged=must replace the connector

NO MORE SMART DEVICE BATTERY DRAIN

EXFO's wireless fiber inspection probes are not relying on your smart device for power. Probes are self-powered by an onboard battery that can provide a full day of inspection when fully charged. Batteries can be easily recharged when connected to a standard AC power outlet via the USB cable provided.

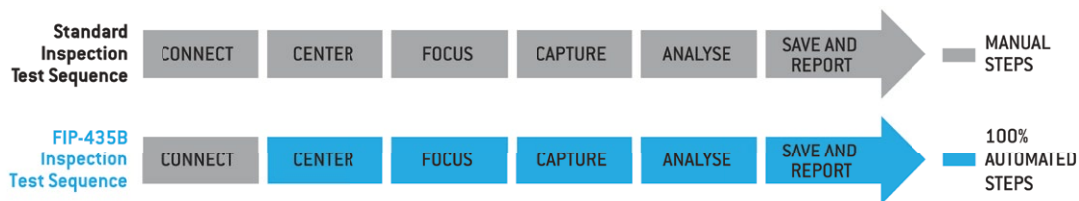
FAST-TRACKING CONNECTOR INSPECTION

When you outsource your fiber testing, you want to be certain that the technician will apply the best practices and properly certify every connector. Neglecting to do so, at this critical step, will lead to serious, time-consuming problems. The new FIP-400B Wireless Series is the result of years of fiber-inspection experience in the field. Its patent-pending, re-engineered design was developed from actual, end-user feedback for the purpose of optimizing and speeding up the inspection process.

AUTOMATING THE COMPLETE INSPECTION PROCESS

Enabled by its unique automatic focus-adjustment system, the FIP-435B automates each operation in the test sequence, transforming the critical inspection step into a quick and simple one-step process accessible to technicians of any skill level.


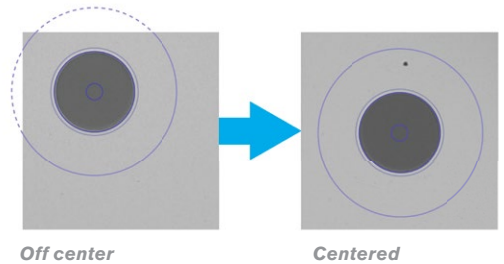
The focus-adjustment system ensures that each connector image is captured with maximum quality to facilitate the identification of defects. Moreover, a focus protection feature prevents image capture in the event of improper focus adjustment; ensuring that no defects or residues affecting performance are ignored by the analysis, thus avoiding the reporting of false-positive results. These features all lead to more accurate and consistent test results resulting in first-time-right network deployment.



AUTOMATIC, FIBER IMAGE CENTERING

This function cuts inspection time in half, because it automatically detects the fiber endface and instantly centers the image. The user simply has to focus and capture. This is especially handy when inspecting patch panels and hard-to-reach connectors. It also ensures that users will not miss defects in the critical zones of the connectors.

Hit the bull's-eye, every time.



TRIPLE MAGNIFICATION MODE

By optimizing the image size, users get a detailed view of all defects. This series features the only probes in the industry offering three magnification levels.

SIMULTANEOUS MULTIFIBER VIEW

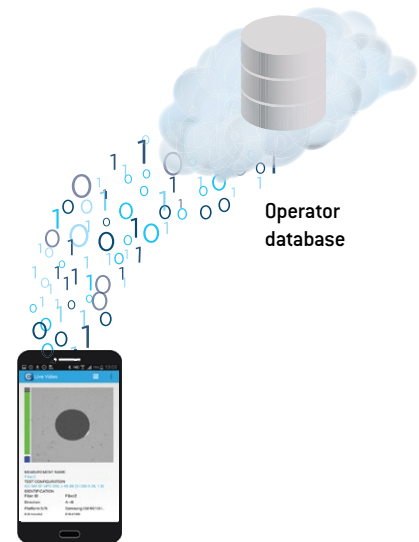
The FIP-400B Series unique 912 μm x 912 μm field of view greatly facilitates visual MPO/MTP connector inspection.



WORKFLOW INTEGRATION AND PROCESS COMPLIANCE

As some telecom operators have already made the switch to smart devices for their field crews—or will soon—the FIP-425/435B, with Android™ and iOS compatibility, ensures compliance with current operator’s processes and enables users to benefit from smart device connectivity (3G, 4G, Wi-Fi, etc.) directly in the field.

- › Sync results and data with operator’s database
- › Compliance with operator process and requirements for workflow integration and optimization



EXFO'S FIP-400B SERIES OF FIBER INSPECTION PROBES



FEATURES	USB WIRED			WIRELESS	
	Basic FIP-410B	Semi-Automated FIP-420B	Fully-Automated FIP-430B	Semi-Automated FIP-425B	Fully-Automated FIP-435B
Three magnification levels	✓	✓	✓	✓	✓
Image capture	✓	✓	✓	✓	✓
Five-megapixel CMOS capturing device	✓	✓	✓	✓	✓
Automatic fiber image-centering function	✗	✓	✓	✓	✓
Automatic focus adjustment	✗	✗	✓	✗	✓
On-board pass/fail analysis	✗	✓	✓	✓	✓
Pass/fail LED indicator	✗	✓	✓	✓	✓
Wi-Fi Connectivity	✗	✗	✗	✓	✓



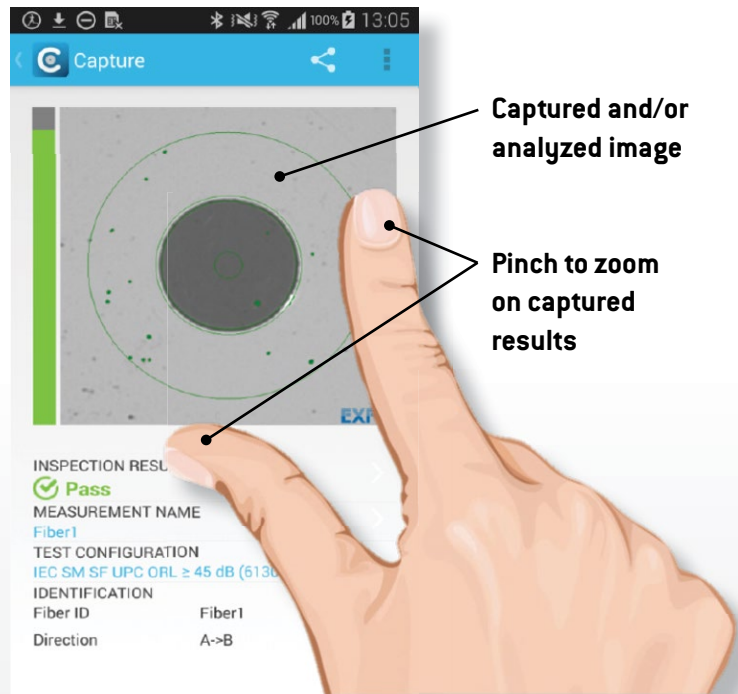
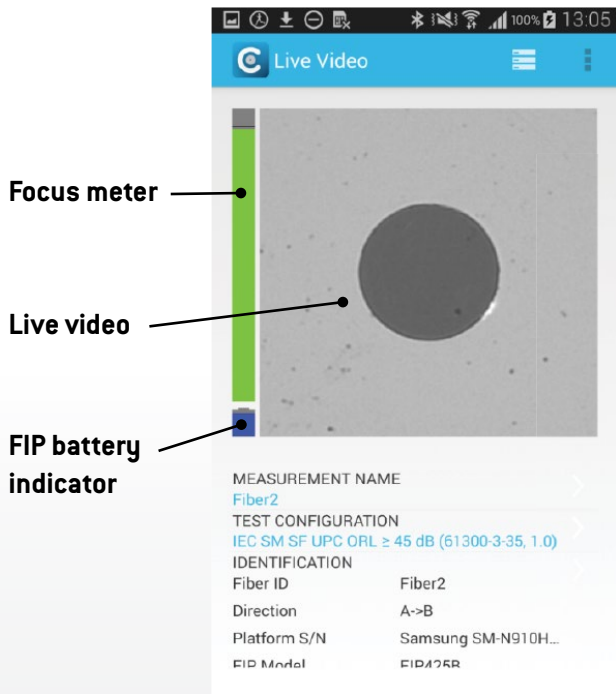
ConnectorMax2

MOBILE

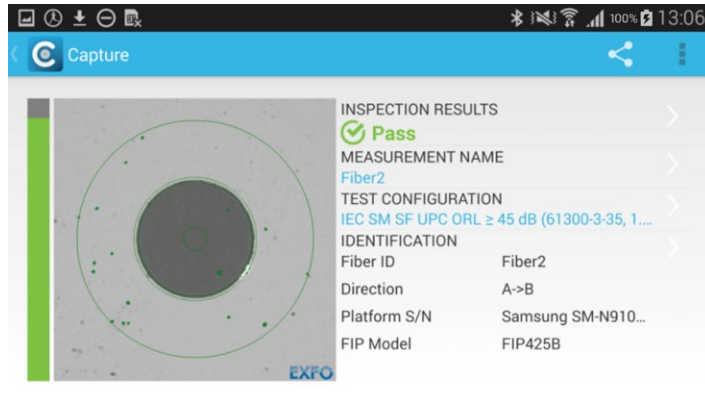
Paired with EXFO's FIP-425B or FIP-435B Wi-Fi fiber probes, this application turns your smartphone or tablet into a complete and fully automated fiber inspection solution. Combining the connectivity and conviviality of your smart device with the freedom of operation of EXFO's wireless probe removes the last roadblocks in making fiber inspection accessible to anyone.

This new edition of ConnectorMax2 features a mobile-friendly design with absolutely no compromise on performance or functionality — you can inspect, certify, save, document and report instantly from your smart device — all with an unmatched user-experience.

On top of the connector endface viewing and analysis features, ConnectorMax2 Mobile brings an abundance of value-added features from the world of smartphones and tablets to its testing application, such as pinch-to-zoom on captured results, voiced or handwritten input and the support of screen orientation changes.



High resolution connector image with analysis summary

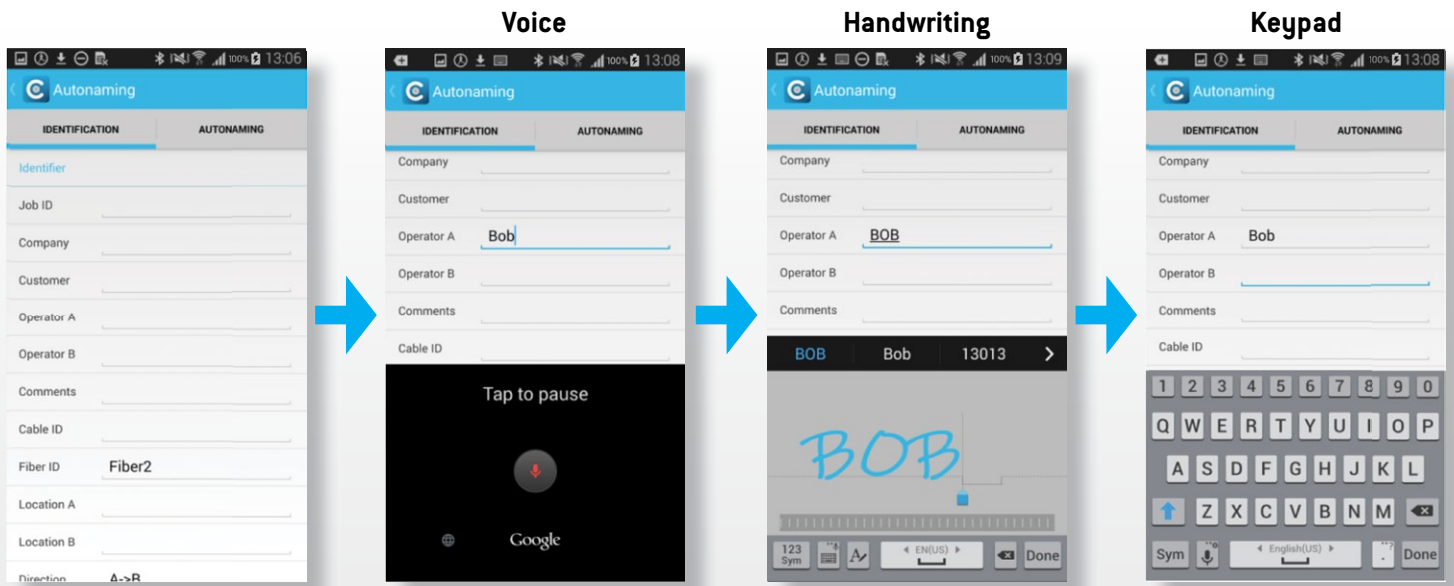


Complete and detailed analysis results

Zones	Scratches			Defects		
	Criteria (µm)	Thresholds	Count	Criteria (µm)	Thresholds	Count
A: Core 0-25 µm	0 ≤ size < ∞	0	0	0 ≤ size < ∞	0	0
B: Cladding 25-120 µm	0 ≤ size < 3	Any	0	0 ≤ size < 2	Any	1
	3 ≤ size < ∞	0	0	2 ≤ size < 5	5	1
				5 ≤ size < ∞	0	0
C: Adhesive 120-130 µm						
D: Contact 130-250 µm	0 ≤ size < ∞	Any	0	0 ≤ size < 10	Any	17
				10 ≤ size < ∞	0	0

TIME-SAVING FEATURES FOR DOCUMENTATION

In addition to using a standard keyboard, you can also input the required identification information using the Android™ voice recognition system or with a stylus using the handwriting feature (if features offered on the smart device).



HOW CONFIDENT ARE YOU ABOUT YOUR CONNECTOR CLEANLINESS?

Connector inspection using automated analysis software to assess connector quality is an essential step during fiber commissioning and installation, and an integral part of best practices. Maintaining connector certification records is important for future reference. When combined with fiber certification, connector inspection provides end-to-end certification.

However, users may not be aware of the fact that standards do not specify the focus level needed to achieve proper connector assessment. A slightly out-of-focus image may hide defects and trigger a “pass” result when analyzed in accordance with specific inspection standards. Unfortunately, if these hidden defects exceed acceptance criteria, the result will be a false positive.

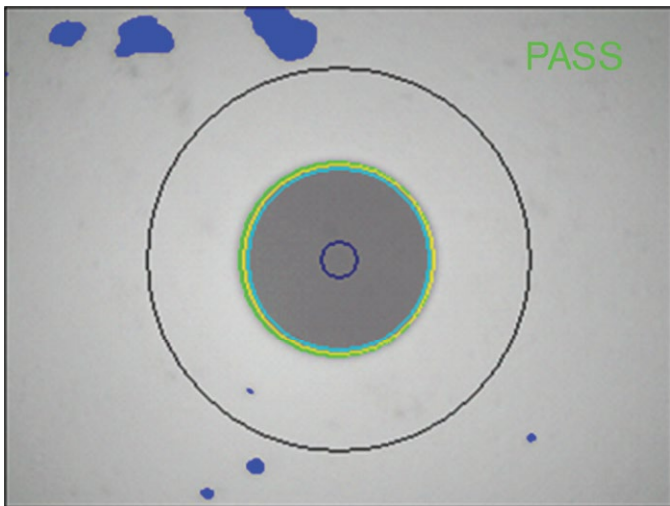


Figure 1. An out-of-focus image can hide critical defects capable of delivering a “pass” verdict.

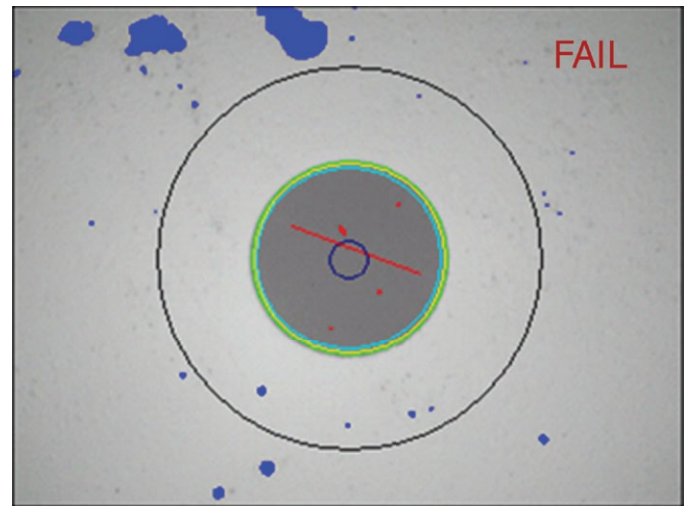


Figure 2. An optimized focus adjustment will ensure that all defects affecting performances are seen.

- › Such false-positive results are likely to mislead users and lead to costly consequences. Future upgrades to higher data rates such as 40G/100G may fail, as tolerances for insertion loss (IL) and optical return loss (ORL) become much tighter with higher data rates. For example, a connector hiding small defects in the core area may be able to handle 2.5G or 10G, but could fail at 100G. If a specific link is chosen for an upgrade to a higher data rate, and tied to a service-level agreement (SLA), there could be grave financial consequences.
- › False positives may also become the root cause of long and tedious troubleshooting tasks, because engineers will seek out issues at the fiber level (transmission cards, splice points) before rechecking connectors that are displaying pass results.
- › Bad connectors can also affect test results. A good example of this is higher ORL readings from the OTDR due to dirty connectors, which typically exhibit more reflection. Another commonly encountered example involves erratic readings during 40G or 100G OTN BERT testing. Problems such as forward error correction (FEC) may also arise and lead to unnecessary troubleshooting of TX and RX equipment, when in actual fact the problem is at the connector level. When these issues surface, the only solution is to obtain reliable results by returning on-site and retesting the link.

AVOID FALSE POSITIVES

To avoid such issues, users are now requesting methods that optimize image quality to ensure the integrity of inspection results. This is exactly where the new FIP-430B/435B inspection probe comes into play. Thanks to its fully automated features, the FIP-430B/435B ensures optimized image quality. This inspection probe automatically adjusts and optimizes focus and image centering, and then automatically captures and analyzes in accordance with pre-programmed IEC, IPC or custom standards delivering accurate results—and all in just ONE step.

BRING IT EVERYWHERE WITH THE BELT HOLSTER

GP-2224*

The perfect accessory to carry:

- › 1 x FIP-425B/435B unit
- › 2 x IBC cleaner tools
- › A selection of fiber inspection tips
- › Smart phone
- › FLS-140 VFL (or pen)

*Accessories not included



SPECIFICATIONS ^a

Size (H x W x D)	55 mm x 39 mm x 207 mm (2 ³ / ₁₆ in x 1 ¹ / ₂ in x 8 ¹ / ₈ in) ^b
Weight	0.3 kg (0.7 lb)
Resolution	0.55 μm
Camera sensor	Five-megapixel CMOS
Visual detection capability	<1 μm
Field of view	304 μm x 304 μm (high magnification) 608 μm x 608 μm (mid magnification) 912 μm x 912 μm (low magnification)
Light source	Blue LED
Lighting technique	Coaxial
Capture button	Available on all models
Magnification button	Available on all models
Digital magnification	Three levels
Connector	Micro USB
Connectivity	Wi-Fi 802.11g
Frequency band	2.4 GHz
Smart device OS compatibility ^c	Android™ 4.2 and above, iOS 8.1 and above
Power	1 x removable battery
Autonomy ^d	FIP-425B: ≥10 hours FIP-435B: ≥8 hours
Recharge time ^e	≤ 4 h
Distance range ^f	2.5 m (8.2 ft)

GENERAL SPECIFICATIONS

Temperature operating	Unit powered by batteries: -10 °C to 40 °C (14 °F to 104 °F) Unit connected to USB adapter: 0 °C to 40 °C (32 °F to 104 °F)
Temperature storage	Unit without batteries: -40 °C to 70 °C (-40 °F to 158 °F) Unit with batteries: -20 °C to 60 °C (-4 °F to 140 °F)
Relative humidity	Unit : 0 % to 95 % non-condensing USB Adapter : 5 % to 95 % non-condensing for storage. 8 % to 90 % for operating temperature.

ACCESSORIES

Includes:

- Video inspection probe (FIP-425B/435B)
- Bulkhead and patch cord tips
- GP-2175: Protective cap and cord assembly
- FIPT-BOX: Compartmentalized plastic case for tips
- GP-10-094: Soft pouch for FIP-400 and FIP-400B
- GP-2225: USB to Micro USB cable
- GP-2226: Rechargeable battery (qty:1)
- GP-2227: USB AC Adapter

Notes

- a. Typical.
- b. Measurement excluding tip.
- c. Software qualified with Samsung Galaxy™, iPhone and iPad devices. Other models are not guaranteed to be 100% compatible.
- d. One (1) test per minute. The probe remains in live mode for 20 seconds during each test.
- e. Using USB AC Adapter. When probe is in use the recharge time may take longer.
- f. Wi-Fi interferences and physical obstacles may affect distance range.

ORDERING INFORMATION

FIP-4**XX**B-**XX**-**XX****Inspection Probe Model ^a**

FIP-4**25**B = Wireless Analysis Digital Video Inspection Probe
Automated pass/fail analysis
Triple magnification
Autocentering

FIP-4**35**B = Wireless Analysis Digital Video Inspection Probe
Automated focus
Automated pass/fail analysis
Triple magnification
Autocentering

Base Tips

APC = Includes FIPT-400-U25MA and FIPT-400-SC-APC

UPC = Includes FIPT-400-U25M and FIPT-400-FC-SC

Extra FIP-400B tips ^b**Bulkhead tips**

FIPT-400-**FC-APC** = FCAPC tip for bulkhead adapter
FIPT-400-**FC-SC** = FC and SC tip for bulkhead adapter ^c
FIPT-400-**LC** = LC tip for bulkhead adapters
FIPT-400-**LC-APC** = LC/APC tip for bulkhead adapter
FIPT-400-**MU** = MU tip for bulkhead adapters
FIPT-400-**SC-APC** = SC APC tip for bulkhead adapter ^d
FIPT-400-**SC-UPC** = SC UPC tip for bulkhead adapter
FIPT-400-**ST** = ST tip for bulkhead adapter

Patchcord tips

FIPT-400-**U12M** = Universal patchcord tip for 1.25 mm ferrules
FIPT-400-**U12MA** = Universal patchcord tip for 1.25 mm ferrules APC
FIPT-400-**U16M** = Universal patchcord tip for 1.6 mm ferrules
FIPT-400-**U20M2** = Universal patchcord tip for 2.0 mm ferrules (D4, Lemo)
FIPT-400-**U25M** = Universal patchcord tip for 2.5 mm ferrules ^e
FIPT-400-**U25MA** = Universal patchcord tip for 2,5 mm ferrules APC ^d

Multifiber tips ^e

FIPT-400-**MTP2** = MTP/MPO UPC tip for bulkhead adapter
FIPT-400-**MTPA2** = MTP/MPO APC tip for bulkhead adapter
FIPT-400-**MTP-MTR** = MTP/MPO Multi-Row UPC tip for bulkhead adapter
FIPT-400-**MTP-MTRA** = MTP/MPO Multi-Row APC tip for bulkhead adapter

Tip kits

FIPT-400-**LC-K** = LC tip kit including: FIPT-400-LC: LC tip for bulkhead adapters, FIPT-400-LC-APC: LC/APC tip for bulkhead adapter, FIPT-400-U12M: Universal patchcord tip for 1.25 mm ferrules, FIPT-400-U12MA: Universal patchcord tip for 1.25 mm ferrules APC
FIPT-400-**LC-K-APC** = LC tip kit including: FIPT-400-LC-APC: LC/APC tip for bulkhead adapter and FIPT-400-U12MA: Universal patchcord tip for 1.25 mm ferrules APC
FIPT-400-**LC-K-UPC** = LC tip kit including: FIPT-400-LC: LC tip for bulkhead adapters and FIPT-400-U12M: Universal patchcord tip for 1.25 mm ferrules
FIPT-400-**MTP-MTR-K** = MTP/MPO Multi-Row APC and UPC tip for bulkhead adapter ^e

Example: FIP-425B-UPC-FIPT-400-FIPT-FC-SC-FIPT-400-U25M

Notes

- ConnectorMax2 Mobile software available on the App Store and on Google Play™.
- This list represents a selection of fiber inspection tips that covers the most common connectors and applications but does not reflect all the tips available. EXFO offers a wide range of inspection tips, bulkhead adapters and kits to cover many more connector types and different applications. Please contact your local Mega Hertz sales representative or visit www.go2mhz.com for more information.
- Included when UPC base tips are selected.
- Included when APC base tips are selected.
- Includes a bulkhead adapter for patch cord inspection.

Provided by: Mega Hertz 800-883-8839 info@go2mhz.com www.go2mhz.com

EXFO is certified ISO 9001 and attests to the quality of these products. EXFO has made every effort to ensure that the information contained in this specification sheet is accurate. However, we accept no responsibility for any errors or omissions, and we reserve the right to modify design, characteristics and products at any time without obligation. Units of measurement in this document conform to SI standards and practices. In addition, all of EXFO's manufactured products are compliant with the European Union's WEEE directive. For more information, please visit www.EXFO.com/recycle.

In case of discrepancy, the web version takes precedence over any printed literature.

Android and Google Play are trademarks of Google Inc. The Android robot is reproduced or modified from work created and shared by Google and used according to terms described in the Creative Commons 3.0 Attribution License.