

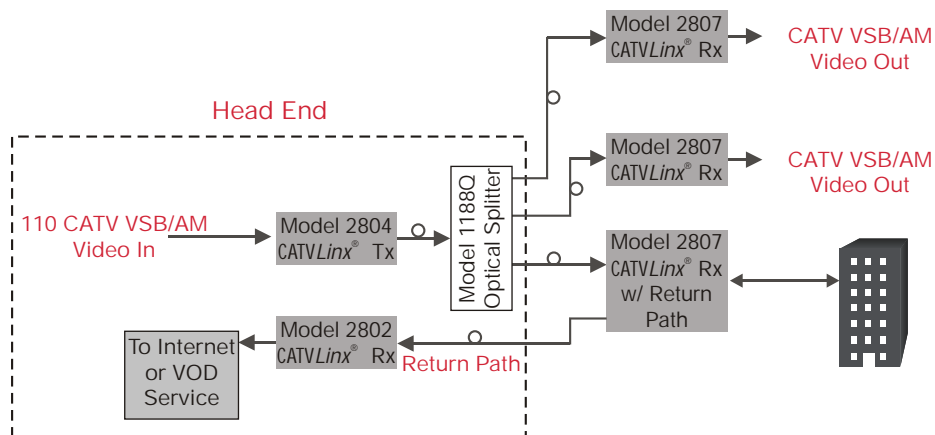
### CATV Transmitter

- Transmits up to 110 channels over one single-mode fiber.
- VSB/AM transmission ensures compatibility with standard CATV modulators, processors, etc.
- The transmitter includes a 7-segment LED and other indicator LEDs that allow critical system parameters to be accurately monitored.
- An integral -20 dB RF test point simplifies installation, commissioning, and troubleshooting.
- Key lock power switch prevents accidental power-down.
- Multiple laser output power options provide complete system design flexibility.
- Excellent for medium to large campus video distribution systems.



*Model 2804 Transmitter*

The Force CATV Model 2804 110 Channel CATV Professional Distribution System (PDS) transmitter is part of a robust system for transferring up to 110 channels of VSB/AM modulated signals over a single-mode optical fiber. The system is also suitable for transferring 80 CATV channels along with 30 digital QAM channels in the upper frequency range. The Model 2804 provides 40-870 MHz of usable bandwidth for video signals stacked at 6 MHz intervals. A low loss single-mode fiber allows full channel loading to beyond 20 km while maintaining a good carrier-to-noise ratio. A key power lock ensures the transmitter cannot be accidentally turned off, and a blue 7-segment LED readout allows the user to monitor a number of system parameters. A -20 dB RF test point on the front panel provides a convenient avenue for installing, commissioning, and troubleshooting the transmitter. The Model 2804 may be used with the Model 2807 mini-node receiver for use in return path and multiple splitter applications or with the Model 2808 receiver for basic 110 channel CATV transmission. In all cases, the link provides excellent performance for many demanding applications such as broadband LANs, distance learning, and multiple data services.



Distributed by: Mega Hertz 800-883-8839 sales@megahz.com www.megahz.com

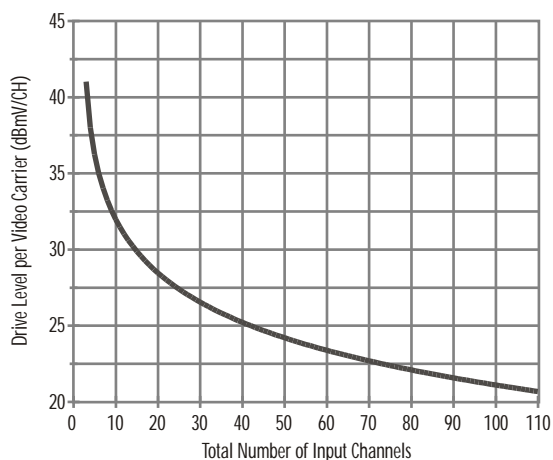
# Specifications and Ordering Information

## Optical Characteristics\*

	Min	Typ	Max	Units
Channel Loading			110	
Bandwidth (110 Ch)	40		870	MHz
Operating Wavelength	1290	1310	1330	nm
Required Fiber Bandwidth	2,000			MHz
Input/Output Impedance		75		Ohms
Side Mode Suppression Ratio	30			dB
Back Reflection Tolerance			-50	dB
CSO		-65		dB
CTB		-69		dB

## Electrical, Environmental, and Physical Characteristics\*

	Min	Typ	Max	Units
Power Supply Voltage	120		240	V <sub>AC</sub>
Power Supply Frequency	50		60	Hz
Power Dissipation		25		Watts
Fuse Rating (Slow Blow)		1.25		A
Operating Temp. Range	0		+45	°C
Storage Temp Range	-20		+70	°C
Humidity	0		90	%
Weight		5.5		lbs.
		2.5		kg
Dimensions	19 x 1.72 x 14.1			in.
	483 x 43.7 x 358			mm




Model 2804 Transmitter Front and Rear Views

## 110 Channel SM 1310 nm Transmitter P/N\*

Tx Options	+ 6 dBm Opt. Output	+ 8 dBm Opt. Output	+ 10 dBm Opt. Output	+ 12 dBm Opt. Output	+ 13 dBm Opt. Output
Tx, 1RU, SM, 1310 nm	2804TH-SCSP/06	2804TH-SCSP/08	2804TJ-SCSP/10	2804TK-SCSP/12	2804TL-SCSP/13

\*System performance specifications indicated for use with 9/125  $\mu$ m single-mode fiber.  
 FC/APC optical connectors and other optical output powers are available for the transmitter. Please see IOM2804 for complete transmitter part numbers.  
 The PDS transmitter is designed to operate with the Model 2807 and/or Model 2808 CATV receivers. See IOM2807 and IOM2808 for complete details.



Mega Hertz 800-883-8839